

Student

Visa

Guidelines

2023-2024



RÉPUBLIQUE
FRANÇAISE

*Liberté
Égalité
Fraternité*



1

Overview

2

Document

checklist and tips

3

FAQs

1

Who is involved?



Campus France USA is the French government agency that works with students in the US going to France for an academic program of 90 days or more.

The Campus France *Etudes en France* application is the mandatory first step for all student visa applicants. Campus France USA ensures all academic criteria are met before the applicant submits a student visa application. Students participating in a program in France of under 90 days do not need to complete the Campus France procedure. Depending on their nationalities, they might need to request a short-stay visa.



VFS.GLOBAL
EST. 2001

VFS Global is an external agency responsible for managing all visa appointments and visa application submissions across the US in 9 consular jurisdictions.

After completing an online student visa application on the France-Visas platform, students will visit a VFS Global Center in person to submit the visa application.



**CONSULAT
GÉNÉRAL
DE FRANCE
À WASHINGTON**

*Liberté
Égalité
Fraternité*

Once students have submitted a visa application at VFS Global, the application is sent to the Visa Service of the French Consulate in Washington D.C. for processing.

The Visa Service reserves the right to contact students if they require any additional supporting documents during the visa review process. The Visa Service makes decisions on the issuance of student visas.

1

You have been accepted to a

study abroad

French language

degree or

certificate

program in France

1

Complete an [Etudes en France \(EEF\)](#) Application*

2

Submit your Campus France payment on [our website](#)

3

The Campus France team will review your EEF application (3-day or 3-week review)

4

Receive your confirmation email when your EEF application has been processed

5

Complete a student visa application on [France-Visas platform](#)

6

Schedule a visa appointment at a VFS Global Center and attend appointment**

7

Receive visa in the mail or pick it up at a VFS Global Center after processing time of 3 to 4 weeks

8

Travel to France

9

Within the first 3 months following arrival, register and [validate visa online](#)

10

Register with [French social security](#)

* Students may begin the EEF application anytime. It is recommended to begin the application at least 10-12 weeks before departure

Students may attend a VFS Global visa appointment **only within the 90 days prior to the start date of their program in France

2

Document Checklist



- ☐ Visa application form
- ☐ France-Visas receipt
- ☐ ID Photograph
- ☐ Travel document (passport)
- ☐ For non-US citizens, proof of legal status in the U.S.
- ☐ Campus France USA confirmation email
- ☐ Pre-registration certificate generated by EEF-Pastel
- ☐ Proof of accommodation in France
- ☐ Proof of sufficient funds for program period in France

Please note that requirements are subject to change. Students should always follow the checklist generated by France-Visas or VFS, which may include additional documents not listed here. This document serves an explanatory purpose to help students understand the items they will see on the France-Visas and VFS checklists. Please note that one requirement for all student visa applicants is the Campus France confirmation email. This requirement may not appear on the general global France-Visas checklist, but is mandatory for applicants from the US.

2

Document

Tips

Upload

supporting documents

to the France-Visas platform as you complete your application.

All details on document specifications can be found [here](#).

Uploading documents is recommended, but does not change the processing time for student visas.

Note: Students can use regular letter sized paper (8.5 x 11 inches) instead of A4 paper.

Bring

hard copies of documents

to the VFS Global in-person appointment.

Even if you upload documents to the France-Visas platform, you must also bring hard copies of all documents to your in-person VFS Global appointment.

❑ Visa application form

Demande de visa pour un long séjour

1 copy

This is the PDF visa application form that is generated by the France-Visas platform.

You will need to print a copy of this application form that you completed online.

Print one copy of this three-page document and sign and date the application on the day of your appointment at your local VFS Global Center.

You will also be requested to upload supporting documents to the France-Visas platform when you complete this application. In addition, bring original copies of supporting documents to your in-person VFS Global appointment.

To print the application, log into your France-Visas account and click the magnifying glass icon to generate the PDF for printing.


The image shows a sample of the 'Demande de visa pour un long séjour' form. The form is titled 'RÉPUBLIQUE FRANÇAISE' and 'DEMANDE DE VISA POUR UN LONG SÉJOUR'. It includes a section for 'PHOTOGRAPHIE D'IDENTITÉ' and a section for 'Partie réservée à l'administration'. The form is divided into several sections, including '1. Nom(s)', '2. Nom(s) de famille antérieur(s)', '3. Prénoms', '4. Date de naissance', '5. Lieu de naissance', '6. Type de naissance', '7. Nationalité actuelle', '8. Date de naissance', '9. Lieu de naissance', '10. Pour les mineurs - Nom, prénom, adresse (si différente de celle du demandeur) et nationalité de l'actuel parent(s) du mineur(s) signé', '11. Numéro national d'identité, le cas échéant', '12. Type de document de voyage', '13. Numéro du document de voyage', '14. Date de délivrance', '15. Date d'expiration', '16. Délivré par', '17. Adresse du demandeur', '18. Adresse de l'administrateur', '19. Numéro de téléphone', '20. Pour les mineurs - Nom, prénom, adresse (si différente de celle du demandeur) et nationalité de l'actuel parent(s) du mineur(s) signé', '21. Activité professionnelle actuelle', '22. Employeur (nom, adresse, numéro de téléphone) - Pour les étudiants, nom et adresse de l'établissement d'enseignement', '23. Je sollicite un visa pour le motif suivant', and '24. Je sollicite un visa pour le motif suivant'. The form also includes a section for 'RÉSULTAT DU POSTE' with options for 'ACCORD' and 'REFUS'.

❑ France-Visas receipt

1 copy

This is the receipt of your visa application generated by the France-Visas platform when you complete the visa application online. This documents includes an application reference number, your name and DOB, and a bar code.

You'll also see a checklist of what you need to bring with you. If you see additional items on the France-Visas checklist other than what you see on this Guidelines document, you should always bring those items.



France-Visas

The official website for visa application to France

Receipt of visa application


2019/02/19, the following request has been registered by the France-Visas system.

Application reference : [REDACTED]

Last name(s) : [REDACTED]

First name(s) : [REDACTED]

Birth date : [REDACTED]


 "FRA1Y-0000-0000-0000"

REQUIRED SUPPORTING DOCUMENTS TO SUBMIT YOUR APPLICATION

The day of your appointment, thank you for coming with your passport or any other travel document (containing at least two consecutive blank pages) + copy of the identity page of this document and the latest visas obtained + Originals and copy of all documents listed below, translated into French or English

Please note : if any of these documents are missing, this may lead to the non-issuance of the visa you have applied for. The visa center reserves the right to ask for further documentation and information.

Pre-requisites

- ☐ Application form dated and signed
- ☐ ID photograph
- ☐ If you are not a national of your country of residence, please provide proof of your legal residency in this country (e.g. residence permit, etc.).
- ☐ Travel document, valid for at least three months after the planned date of return

Purpose of travel/visit

- ☐ Confirmed return booking or affidavit to leave France
- ☐ Medical certificate stating that the visa applicant's health permits him or her to exercise a professional activity (if the bilateral agreement provides for this)
- ☐ Proof of a clean criminal record (if the bilateral agreement provides for this)
- ☐ Proof of subscription or promise to subscribe to an insurance policy covering the medical costs (if the bilateral agreement provides for this)

Funds

- ☐ Proof of funds

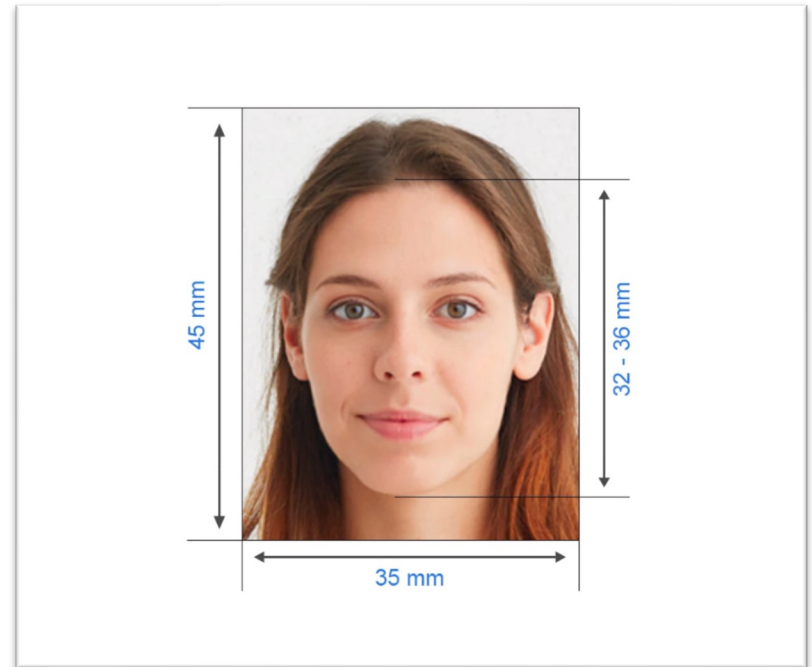
❑ ID Photograph

1 original photo

This is a passport-style headshot photograph, 3.5 cm by 4.5 cm, in color, against a uniform and clear background.

You can have these taken at your local pharmacy, FedEx, some USPS locations, or your university may offer photo services. Please do not take this photo yourself, your application will be rejected.

The photo must be recent, but does not need to match the photo in your passport. Your mouth must be closed and your eyes and ears need to be visible. You must not be wearing glasses, a hat, or a scarf.



❑ Travel document (passport)

The original + 1 copy of the ID information and signature pages (shown in top image)

Your passport must be valid for at least three months after your planned date of return from France. For example, if your program starts September 1, 2021 and ends May 1, 2022, your passport needs to be valid until at least August 1, 2022. If your passport expires before this time, you will need to renew your passport before applying for a visa.

Your passport must have two consecutive blank visa pages that are side by side (so when you open the passport you see two blank visa pages like an open book) plus a third blank page. Pages with the mention 'Endorsement' are not visa pages. If your passport does not meet these requirements, you will need to renew your passport.

It must also be signed, or your application may be rejected. You will need to leave your passport with the visa service for the duration of visa processing, please plan accordingly.

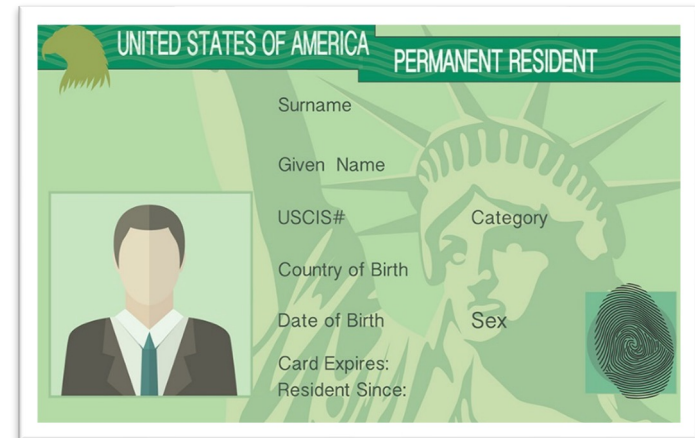


❑ For non-US citizens, proof of legal status in the U.S. (resident card, visa, etc.)

The original + 1 copy

You will need to bring the original document and also one photocopy of your residency card or US visa to your VFS Global appointment, as well as your passport or travel document from your country of citizenship.

Only students with U.S. citizenship or legal U.S. residency exceeding the length of their proposed stay in France may apply for a French visa from the U.S. If this does not apply to you, you may need to apply through the Campus France office of your country of origin.



❑ Campus France USA confirmation email

1 copy

This item may not appear on the general global France-Visas or VFS checklist, but is mandatory. This email confirms that Campus France USA has processed your Etudes en France application and that it is ready for review by the Visa Service of the French Consulate. Depending on the language you selected on Etudes en France, this email will either be in French or English.

This confirmation email will be sent to the email address used to create your Etudes en France account, and will have the subject line: **USXX-XXXXX / Your Campus France file has been processed OR USXX-XXXXX / Etudes en France: l'instruction de votre dossier est terminée.**

e : ne-pas-repondre.etudesenfrance@diffusion.diplomatie.gouv.fr <ne-pas-repondre.etudesenfrance@diffusion.diplomatie.gouv.fr>
voyé : jeudi 22 août 2019 09:24
Objet : US17- / Your Campus France file has been processed

Dear

space Campus France USA has processed your file. You should now make an appointment on [France Visa](#) website.

IMPORTANT :

- | It remains at the discretion of the consulate to determine if your application can be accepted for a student visa.
- | This confirmation message must be provided on the day of your appointment.
- | You can't make an appointment earlier than 90 days and later than 2 weeks prior to the start of your program.
- | During peak activity at the consulate, especially during the summer, available slots fill up quickly.

Sincerely,
Campus France Team
This is an automatically generated email, please do not reply.

e : ne-pas-repondre.etudesenfrance@diffusion.diplomatie.gouv.fr <ne-pas-repondre.etudesenfrance@diffusion.diplomatie.gouv.fr>
voyé : jeudi 22 août 2019 08:53
Objet : US / Etudes en France : l'instruction de votre dossier est terminée

Bonjour

Espace Espace Campus France USA a terminé l'instruction de votre dossier. Vous pouvez maintenant prendre rendez-vous sur le site de [France Visa](#).


IMPORTANT :


- | La validation de votre candidature pour un visa étudiant reste à la discrétion du consulat.
- | Ce message de confirmation doit être joint à votre dossier de demande de visa.
- | Le rendez-vous ne doit pas être dans un délai supérieur à 90 jours et inférieur à 2 semaines avant le début de votre programme
- | Durant les périodes de haute activité, notamment l'été, les plages de rendez-vous se remplissent rapidement.

Cordialement,
Espace Campus France
Ce message a été envoyé automatiquement. Nous vous remercions de ne pas répondre.

1 copy

Depending on your application type, this will be entitled 'Confirmation d'acceptation' or 'Accord préalable d'inscription'.

 REPUBLIQUE FRANÇAISE MINISTÈRE DE L'ÉDUCATION NATIONALE 10, rue de la Harpe 75004 PARIS TÉLÉPHONE : 01 40 57 56 00 FAX : 01 40 57 56 01 E-MAIL : etudes@education.gouv.fr	<h1 style="margin: 0;">Confirmation d'acceptation</h1> <h2 style="margin: 0;">Attestation « Etudes en France »</h2> <p style="margin: 0;">"Etudes en France" certificate</p>
Nom : _____ Surnom (family name) : _____ Prénom : _____ First name(s) : _____ Date de naissance : _____ Date of birth : _____ Numéro d'identification : _____ Application ID : _____ Dossier suivi par : _____ Contact information : _____	Espace Campus France USA - Consul Général de France à Miami 1395 Brickell Avenue, Miami FL 33131
Etablissement d'accueil : _____ Host institution : _____ Programme d'échange : _____ Exchange programme : _____	University of North Florida - KEDGE IS / Kedge Business School
<p>Après avoir obtenu votre visa de long séjour, vous devez vous présenter à l'adresse ci-dessus mun(e) de cette attestation et des justificatifs requés pour votre établissement d'accueil le cas échéant, pour finaliser votre inscription.</p> <p><i>After you receive your long stay visa, you must come in person to the address below and present this certificate, along with documents required by your host institution, if requested, in order to finalise your enrolment.</i></p>	
<p>KEDGE IS KEDGE Business School City de Marseille</p> <p>12088 MARSEILLE - Marseille</p>	
Date de début des cours : _____ Course start date : _____	Durée de l'échange : _____ Exchange duration : _____
Date de délivrance : _____ Date of issue : _____	
<p>Cette attestation a été générée par l'application « Etudes en France » du ministère des Affaires étrangères et du Développement international. Elle doit être présentée à l'ambassade, au consulat ou au centre de dépôt des demandes de visa complet. Elle est valable sous réserve de présentation des justificatifs demandés par l'établissement et de leur traduction officielle, le cas échéant, pour la rendre qu'il suit le dépôt de dossier.</p> <p><i>This certificate is issued by the Etudes en France application provided by the French ministry of Foreign Affairs and International Development. Please present this certificate to the French Embassy, consulate or nearest visa application centre. This certificate is valid only</i></p>	

 République Française Ministère de l'Enseignement Supérieur et de la Recherche	<h1 style="margin: 0;">Accord préalable d'inscription</h1> <p style="margin: 0; font-size: small;">Confirmation of acceptance/enrolment Attestation « Etudes en France » Études en France certificate</p>
N° Dossiers 14000000000000000000 N° Dossiers 14000000000000000000 N° Dossiers 14000000000000000000 N° Dossiers 14000000000000000000	N° Dossiers 14000000000000000000 N° Dossiers 14000000000000000000 N° Dossiers 14000000000000000000 N° Dossiers 14000000000000000000
<p>Nom :</p> <p>Surname (family) name :</p> <p>Prénoms :</p> <p>First name(s) :</p> <p>Date de naissance :</p> <p>Date of birth :</p> <p>Numéros d'identification :</p> <p>Application ID :</p> <div style="display: flex; justify-content: space-between; margin-top: 10px;"> <div> <p>Dossier suivi par :</p> <p>Contact information :</p> </div> <div> <p>Embassy of France - CampusFrance 4103, Reservoir Road NW, Washington, DC 20007</p> </div> </div>	
<p>Etablissement d'accueil :</p> <p>Host institution :</p> <p>Site :</p> <p>Location :</p> <p>Formateur demandeur :</p> <p>Entity name :</p> <p>Année d'entrée : année 1</p>	
<p>Institut supérieur européen de la mode - Site de Paris 12 rue de Cléry Paris</p>	
<p>Après avoir obtenu votre visa de long séjour, vous devez vous présenter à l'adresse ci-dessous mun(e) de cette attestation et des justificatifs requis par votre établissement d'accueil, le cas échéant, pour finaliser votre inscription.</p> <p>Once you receive your long stay visa, you must come in person to the address below and present this certificate, along with documents required by your host institution, if required, in order to finalise your enrolment.</p>	
<p>Date de début des cours :</p> <p>Course start date :</p> <p>Date limite d'arrivée autorisée :</p> <p>Latest authorised arrival date :</p>	<p>Durée de la formation :</p> <p>Course duration :</p> <p>Non renseigné</p>
<p>Informations importantes de la part de votre établissement :</p> <p>Important information provided by your institution :</p> <p>Non renseigné</p>	
<p>Date de délivrance :</p> <p>Date of issue :</p>	

❑ Proof of accommodation in France

1 copy of all documents

It is required that all students have adequate accommodation arranged for the first three months* of their stay in France and that they provide an address in France at which they can be contacted.

**If at the time of your visa application you have not yet secured accommodation for the first 3 months of your stay in France, please provide proof of accommodation for at least the first week following your arrival in France, along with a letter explaining clearly your concrete plans regarding long term accommodation. If possible, please have this letter signed by an official representing your program of study.*

If you, as the student, are responsible for securing your own housing in France, please provide the proof of housing in one or more of the following ways:

1. A rental agreement or lease in your own name;
2. A printed reservation at a hotel or apartment for the first three months of your stay in France;
3. Proof of a reservation in a student residence;
4. A written statement from a friend, family member, or individual who will house you in their home, including their address, the dates of your stay, the host's contact information, and the host's signature; AND a copy of your host's ID AND proof of address (the only documents accepted in this case as proof of address are copy of the lease or house deed).

If your home institution, host institution, or study abroad program will arrange housing for you in France, please provide the proof of housing in one or more of the following ways:

1. An official letter from either the host institution in France or home university that explains in detail any arrangements made by these institutions to arrange your housing for at least the first three months of your stay in France. That letter must include the full address of the residence, contact information for all institutions involved, and the residence type (ex: student housing, hotel, home stay, etc.);
2. Proof of a reservation in a student residence.

❑ Proof of sufficient funds for your time in France

1 copy of all documents

You will need to provide proof that you have sufficient resources to sustain yourself for the duration of your program.

The French government considers this threshold to be €615 per month.

You will need to provide the proof that, AFTER you pay all tuition fees related to your program period (both fees from your French institution and American institution, and all travel costs, if applicable) you will have at least €615 per month at your disposal for all living expenses.

Provide proof of sufficient funds in one of the following ways:

1. The three most recent official bank statements from your own checking and/or savings account that show either a balance of (€615 x # of months you'll be in France) OR that show a steady monthly income of over €615 per month. If you provide bank statements showing an existing income that is planned to continue, you need to provide proof of this future continuity, such as a valid employment contract with dates that cover your program period in France, or a letter from your employer.
2. A [financial guarantee form](#) completed by a sponsor who agrees to provide you with at least €615 per month for the entirety of your time in France AND copies of that individual's bank statements showing sufficient and reliable funds, and showing that this person has the financial means to provide you with at least €615 per month for the duration of your time in France. The sponsor could be a parent, another family member, or an individual who agrees to support you. **The form must be notarized.**
3. An official written statement from your university or the awarding institution confirming that you are the recipient of a scholarship or student loan package of a value of over (€615 x # of months you'll be in France) beyond all tuition, administrative, and program fees. You must provide proof that you will have at your disposal at least €615 per month after having paid all program fees for France and all outstanding tuition fees for the program period at your American institution (if applicable).

3

FAQs

1. What **fees** are involved in obtaining a student visa for France?
2. I've been asked to provide additional information about my **accomodation** in France. How to proceed?
3. I've been asked to provide additional information about my **financial resources**. How to proceed?
4. I'm **scheduled to depart soon** for France and I haven't received my visa yet. How to proceed?
5. Who should I **contact** with questions?
6. What should I do **upon my arrival** in France?



FAQs

What fees are involved in obtaining a student visa for France?

Before applying for a student visa, you will need to have paid the Campus France processing fee of either \$205 (3-week processing time for regular service) or \$360 (3-day processing time for expedited service). Please note that the processing time of your Campus France application is unrelated to the visa processing time. The Visa Service of the French Consulate does not offer an expedited visa processing service.

You will pay the VFS Global fee approximately \$30 when you schedule the VFS Global visa appointment online.

A visa fee of approximately \$60 may be paid by Visa or MasterCard during your VFS Global appointment. Personal checks/cash are not accepted.

There is a fee of \$35 for express mailing of your passport once your visa has been processed. If you live close to the VFS Global Center, you may choose to return to VFS to pick up your passport and visa in person when it is ready, in which case you would not pay this fee.

Expect the total cost to be between \$295 and \$485, depending on services selected.

FAQs

I've been asked to provide additional information about my accomodation in France. How to proceed?

All students going to France must provide proof that they have organized accommodation for themselves for at least the first three months of their stay.

Please see page 14 of this document for details of how to provide this proof depending on your housing type.

If, at the time of your visa application, you have not yet secured accommodation for the first 3 months of your stay in France, please provide proof of accommodation for at least the first week following your arrival in France, along with a letter explaining clearly your concrete plans regarding long term accommodation. If possible, please have this letter signed by an official representing your program of study.

FAQs

I've been asked to provide additional information about my financial resources. How to proceed?

All students going to France must provide proof that they have at their disposal at least €615 per month during their stay. You can do this in a variety of ways.

If you plan to receive support from your parents or another individual, they need to fill out the [Financial Guarantee Form](#) AND provide their bank statements that show that they could support you with €615 per month during your stay. The €615 per month need to be at your disposal after you have paid your full tuition, administrative, and program fees .

If your housing costs and/or food costs are covered by your program, please provide an official letter that explains this in detail along with the proof of funds.

If you provide a letter of financial aid from your university, the letter needs to show that you will receive enough financial aid to give you €615 per month of your stay after you have paid all all tuition, administrative, and program fees to your university.

Any application submitted without all the documents listed on the France-Visas checklist or with inadequate documents will face visa refusal. The visa service of the French Consulate will e -mail you only if you need to provide documents.

FAQs

I'm scheduled to depart soon for France and I haven't received my visa yet. How to proceed?


Processing time may vary. For well-prepared applications, the average processing time is 3 weeks from the date of your appointment at VFS. However, in some cases it may take longer.

If you submitted your visa application at a VFS Global Center less than three weeks ago, please check the [VFS application tracking](#). Choose United States, and follow the instructions to access the tracking.

If you submitted your visa application at a VFS Global Center over three weeks ago, please contact the Visa Service of the French Consulate at visas@consulfrance-washington.org.

FAQs

Who should I contact with questions?



TOPIC

CONTACT

Etudes en France
Application

Campus France USA
washington@campusfrance.org

DocBox or Campus
France Payment

Campus France USA
washington@campusfrance.org

Required documents
for visa application

Check the [France-Visas FAQs](#)
Contact the visa service of the French
Consulate at [visas@consulfrance-
washington.org](mailto:visas@consulfrance-
washington.org)
*Please note that your email will only receive a response if
your question has not been already addressed on the
France-Visas platform.*

Tracking my visa
application after the
appointment

If you submitted your visa application at a VFS
Center under three weeks ago, check the [VFS
application tracking](#).
*Choose 'United States' and follow the instructions to
access the tracking. If you submitted your visa
application at a VFS Center over three weeks ago, have
already checked VFS tracking, and still have questions,
email the Visa Service of the French Consulate at
visas@consulfrance-washington.org to inquire.*

FAQs

What should I do upon my arrival in France?

Questions?

08 06 001 620

dgef-support@interieur.gouv.fr

1

You have just been issued a long-stay visa serving as a residence permit, enabling you to legally stay in France. Within the first three months following your arrival, you must **register and validate your visa** at this site: administration-etrangers-en-france.interieur.gouv.fr/

This quick and simple process will ensure that you are registered as a legal resident in France in order to complete your relocation.

To complete the online visa registration, you will need to provide: a valid email address, your visa information, the date on which you entered France, your home address in France, your credit card details in order to pay a fee online for the issuance of your residence permit. If you fail to validate your visa within the first three months following your arrival, you will no longer be considered a legal resident in France and will be unable to re-enter the Schengen Area if you leave.

2

Soon after you arrive in France, and after registering and validating your visa following the procedure explained above, all students need to **register with the French Social Security** by visiting this site : etudiant-etranger.ameli.fr/#/

Bon

Voyage

2023=2024